



MONITORING SENTIMENT FOR DOMESTIC AND INTRA-EUROPEAN TRAVEL

10/20 | WAVE 2

Co-funded by
the European Union



EUROPEAN
TRAVEL
COMMISSION

WAVE 2

RESEARCH HIGHLIGHTS



This report monitors sentiment and short-term intentions for domestic and intra-European travel, and it is the second out of six waves of market research, started in September 2020. Responses are collected from European citizens from 10 high-volume source markets in light of the COVID-19 crisis.

- Despite a second wave of COVID-19 and with no approved vaccine yet, **Europeans' sentiment towards domestic and intra-regional travel remains stable and quite positive** with 53.6% of respondents intending to travel in the next 6 months (compared to 53.5% in wave 1).
- At the same time, **sentiment is fairly similar** towards domestic (38.8%) and intra-European travel (39.2%).
- However, compared to wave 1, **fewer Europeans are planning a trip in the next 2 months**. The survey highlights an -18% drop in respondents wishing to travel before December 2020 and slight increases in uncertainty about the exact timing and destination of their trip (+5.8% and +7.6% respectively).

WAVE 2

RESEARCH HIGHLIGHTS



- Quarantine measures remain the top concern for the largest share of travellers (14.9%) intending to take a trip in the near future. In the meantime, a **growing number of respondents are now afraid of becoming ill at the destination** (a +10% growth compared to wave1) indicating a fatigue in the travel sentiment for the short-term.
- Rising COVID-19 cases at the destination (12.4%), transport and accommodation safety protocols (9.9%) as well as changes in travel restrictions during a trip (9.8%) are also triggering anxiety among an increasing number of potential travellers.
- Among different age groups, the **Gen Zers (aged 18-24) remain the least likely to travel in the coming 6 months.**

WAVE 2 RESEARCH HIGHLIGHTS

- The vast majority of travellers will either make their next trip with their partner (36.1%) or their family (37.4%). Only 1% are planning a group trip in the coming 6 months.
- **Leisure remains the primary purpose of travel** in the short-term for 64.9% of respondents. As the Christmas season approaches, **visiting Friends and Relatives** increased by +10%, and is now the main reason among 20.9% of Europeans. Business travel remains significant for 8.7% of respondents but still well below the benchmark of 13%¹.



WAVE 2 RESEARCH HIGHLIGHTS

- Despite the effect of COVID-19 on cities and urban destinations, **city breaks prevail as the most favoured type of leisure trip** among 20.3% of surveyed Europeans.
- Other leading preferences include holidays in nature and the outdoors (14.9%), and trips with a focus on culture and heritage (14.7%).
- Results also reveal a sharp growth (+39%), compared to wave 1, in people's interest in skiing and snowboarding trips due to the winter season.



WAVE 2

RESEARCH HIGHLIGHTS



- **Spain** (7.7%), **Italy** (7.5%) and **France** (6.8%) rank as the top-3 most preferred countries for outbound travel. Germany shows an +11.6% increase climbing to 4th place just above Greece which shows an -11.2% decline (compared to wave 1), among Europeans wishing to visit another country.
- As expected, **digital sources for travel inspiration and booking predominate**; 66% of “early-bird” travellers¹ will rely on digital sources to plan their next trip, while 75% plan to book online. However, the role of expert travel advisors has gained weight, as 13.6% of respondents with short-term travel plans intend to book their next trip through a travel agent/ designer, an increase of +7.9% compared to wave 1.
- With new COVID-19 cases on the rise, **“Health and Safety” builds on its dominant position (21.4%) as a key consideration for any sought-after travel experience** during the persisting pandemic. At the same time, Europeans are also very clear about how important “Peace of mind” (13.1%) and “Affordability” (12.3%) will be for their next trips.

WAVE 2

RESEARCH HIGHLIGHTS



- 49.7% of early-bird travellers intend to fly **by plane**, while 36.2% choose their **own car** for the next trip.
- **55.4% of respondents will make their Intra-European trip by plane** compared to 34.1% that prefer to travel by road. On the other hand, 46.9% of respondents who intend to travel domestically are likely to move by car (owned or rental), while 39.3% intend to fly.
- In any case, **air travel remains the most worrying part of a journey** healthwise for 20.0% of Europeans.
- **Flexible cancellation policies (10.4%) is now the undisputed king for travel decision-making** among all Europeans, slightly outscoring the possibility of a COVID-19 vaccine (10.0%).

WAVE 2

INSIGHTS ON TRAVELLERS' ONLINE SENTIMENT

The report is also complemented by insights on travellers' online sentiment¹ for major European destinations for the period of September 2020 compared to September 2019.

- The weak travel sentiment of Gen Z (aged 18-24) is also reflected in online travel behaviour; the share of tourism-related social media mentions made by Gen Zers dropped from 16% in Sep. 2019 to 9% in Sep. 2020².
- Tourists' satisfaction with the offering of European destinations fell -9.5% in Sep. 2020 compared to Sep. 2019 and -3.38% between August and September 2020. **Tourism Product Index**³ for September 2020 was 68.6 indicating that visitors to European destinations still experienced high satisfaction levels.
- At the same time, **tourist's satisfaction with accommodation** has remained stable or slightly improved during the pandemic; +2.4% for 5*, +0.4% for 4* and -1.8% for 3* hotels in Sep. 2019 compared to Sep. 2020. **Hotel Satisfaction Index**³ during September 2020 was 59.1 for 3* hotels, 63.9 for 4* and 62.6 for 5*.

¹ Benchmark report for major European destinations; September 2020 compared to September 2019 (Mabrian Technologies, October 2020)

² For more info on methodology and scoring system please refer to slide 53

³ Tourist Product/ Hotel Satisfaction Indexes, measure satisfaction levels of visitors to a destination with its offering (culture, gastronomy, sun and sea) & accommodation respectively

WAVE 2

RECOMMENDATIONS FOR DESTINATIONS



- Pandemic fatigue is a drawback amongst travellers; thus governments and destinations should make sure that they ease the pressure, primarily through **removing unnecessary administrative burdens and introducing clear regulations for all**. Europeans with short-term plans should be viewed as ambassadors for rebuilding for more reluctant travellers.
- The **City break** strengthens its position as the favourite type of trip, with people interested in city life, urban experiences and art most eager to travel in the coming 6 months. This means that while NTBs and DMOs¹ may be tempted to cut their marketing communication budgets, they should **maintain their brand equity and top-of-mind position**. Specifically, urban destinations can build **engaging campaigns through community involvement**, where creativity will carry more weight than “budget-needy”, high production values.

WAVE 2

RECOMMENDATIONS FOR DESTINATIONS



- The dominant preference for travelling with one's family/partner should encourage destinations to develop and promote tailor-made products and experiences. These could include COVID-19 safe packages for **family-friendly vacations or romantic getaways for Free Independent Travellers**.
- NTBs and DMOs should carefully investigate where there is untapped potential among different market segments and capitalize on that; as Gen Z (18-24) shows the weakest appetite to travel in the coming 6 months among all age groups but is the least concerned about air travel and quarantine measures, **promoting the fun and adventurous aspect of outdoor activities or cities' hidden gems** during the winter season could be the key.

WAVE 2

RECOMMENDATIONS FOR BUSINESSES



- Keep on prioritising health and safety. With health issues as well as transport and accommodation safety measures a growing concern among European travellers, service providers should continue diligently **developing, implementing and communicating protocols** that ease consumer sentiment.
- Air travel is vital for the short-term recovery of the industry. Building consumer trust through **pre-flight COVID-19 testing** and **introducing physical distancing during flights** cannot be understated. On the other hand, airlines may need to rethink the impact of COVID-19 travel insurance policies on consumer trust. Only 3.1% of Europeans consider the **availability of travel insurance** as an important factor when deciding for their trip.

WAVE 2

RECOMMENDATIONS FOR BUSINESSES



- Flexible cancellation policies are now the primary factor in travel decision-making and essential to facilitating bookings. Businesses (airlines, accommodation providers, etc.) can gain consumers' confidence by creating and flagging a **simple, straightforward and transparent cancellation policy**.
- With Peer-to-Peer review websites and recommendations from friends gaining more traction in the travel inspiration phase, tourism businesses that will be **consistent, faithful to their promise and provide value beyond expectations** will shorten the odds on a faster recovery.



CONTENTS

01.

TRAVEL
INTENTIONS

P. 15

02.

TRIP
PLANNING

P. 36

03.

TRAVEL
CONCERNS

P. 43

04.

METHODOLOGICAL
ANNEX

P. 50

How to read

Wave 2

1. To present data and insights, the following distinct groups have been analysed:
 - Total respondents; 5,876
 - Respondents with short-term travel plans/ most likely to travel ("early-bird travellers") in the next 6 months; 3,148
 - Respondents selecting outbound European destinations; 4,027
2. Wave 2 data collection period: 21/9/2020 – 9/10/2020.
3. To present the timing in which respondents are most likely to take their next trip, the following time periods should be used as a reference:
 - This month; September – October 2020.
 - In 1-2 months; October – December 2020.
 - In 3-4 months; December 2020 – February 2021.
 - In 5-6 months; February – April 2021.
4. All data and insights refer to domestic and intra-European travel, unless otherwise stated.
5. The following symbols depicted in texts/ graphs show trends between the current research wave versus the previous one.
 - Increasing ▲ , decreasing ▼ , stable =
6. When mention of new COVID-19 is made, it refers to the data collection period.

TRAVEL INTENTIONS

01

The importance of a COVID-19 vaccine for resuming travel is increasing, but still its effect will not be instant


Top 5 markets most likely to resume travel when a COVID-19 treatment is found

 Spain
62.4% ▲

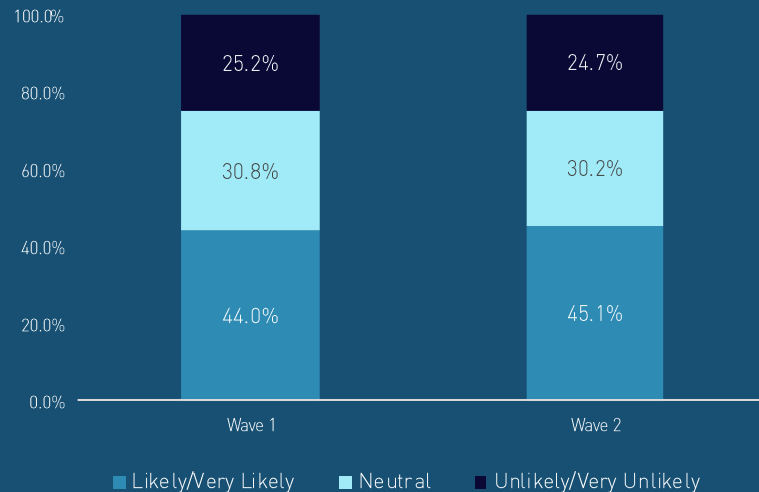
 Poland
57.0% ▼

 UK
51.7% ▲

 Italy
51.5% ▲


 Germany
43.5% ▲

Intention to re-schedule a pre COVID-19 trip immediately after a treatment/ vaccine is found

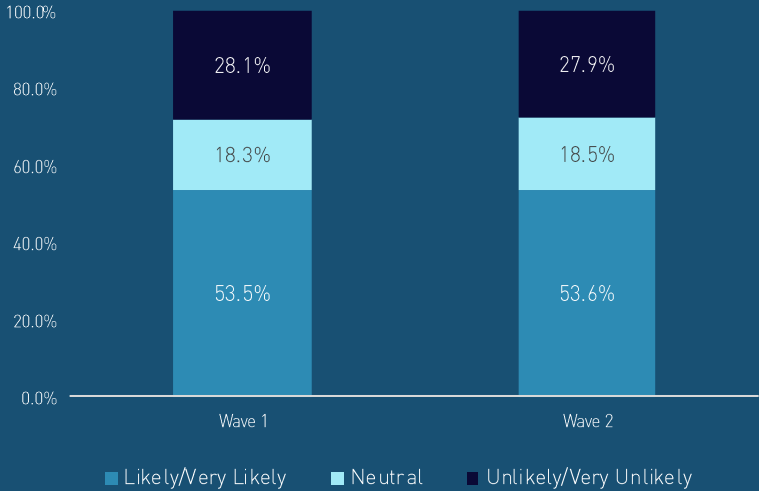


Travel sentiment remains stable and positive - over half of respondents intend to take a trip in the next 6 months

Top 5 markets which are most likely to travel in the next 6 months



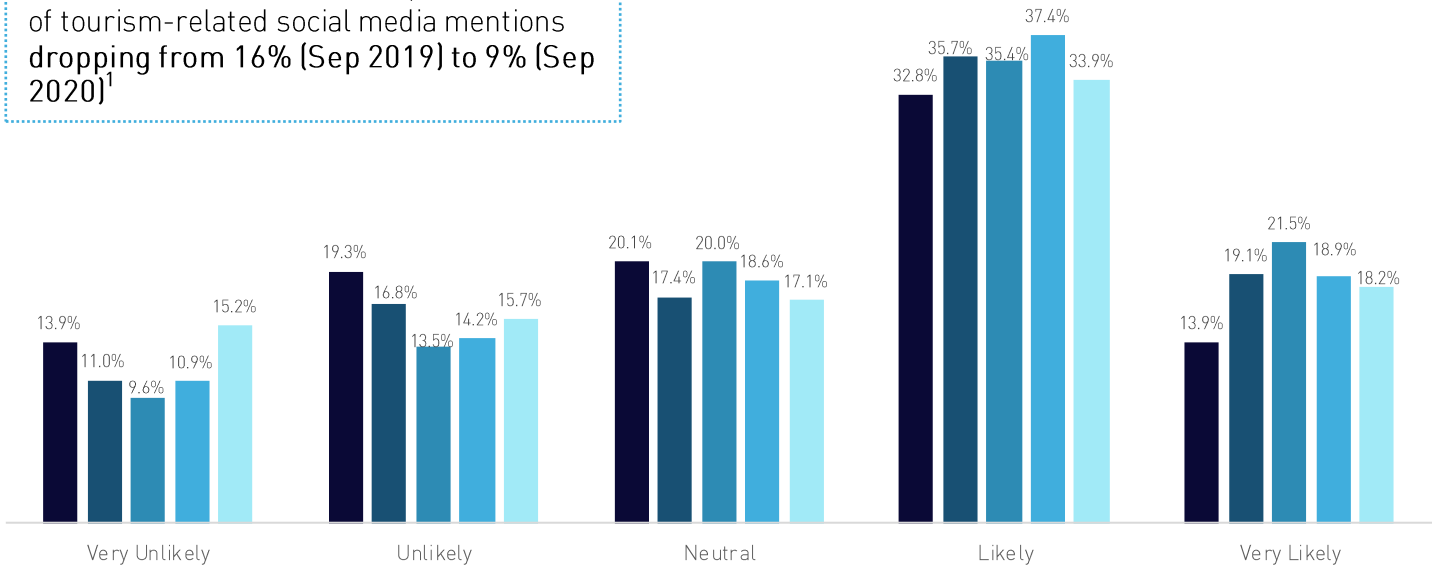
Intention to travel in the next 6 months



All age groups continue to exhibit the same desire to travel in the next 6 months.



Members of Gen Z (18-24) continue to show **lower enthusiasm for travel**, with the share of tourism-related social media mentions dropping from 16% (Sep 2019) to 9% (Sep 2020)¹



18-24



25-34



35-44



45-54



>54



¹Benchmark report for major European destinations September 2020 compared to September 2019 (Mabrian Technologies, October 2020)

Wave 2

Q7. Do you plan to take an overnight trip domestically or within Europe in the next 6 months, either for personal or professional purposes?

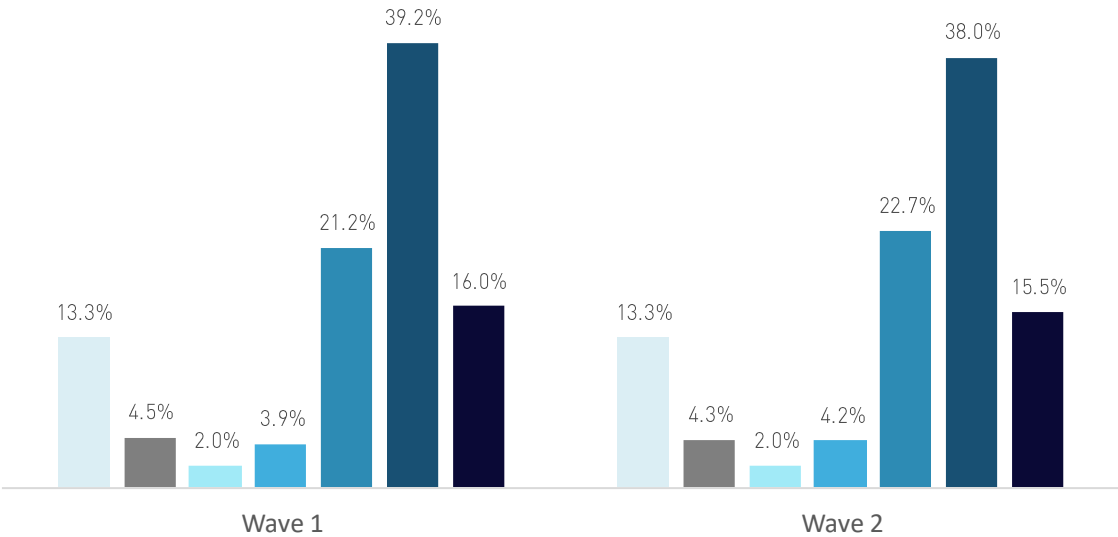
No. of respondents: 5,876

City life enthusiasts continue to exhibit the strongest desire to resume travel in the next 6 months



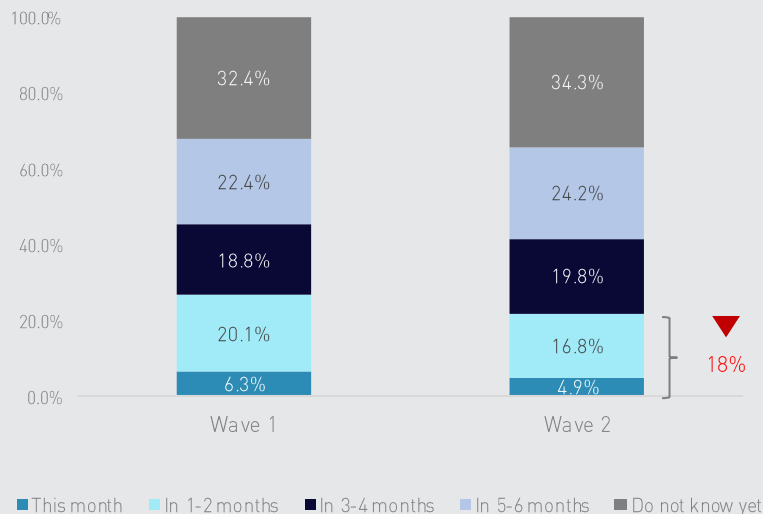
Respondents most likely to travel in the next 6 months, per type of traveller

- Sun & beach lovers
- Bleisure travellers
- Business travellers
- Explorers of cultural identity & roots
- Immersive explorers
- City life enthusiasts
- Gastronomy lovers



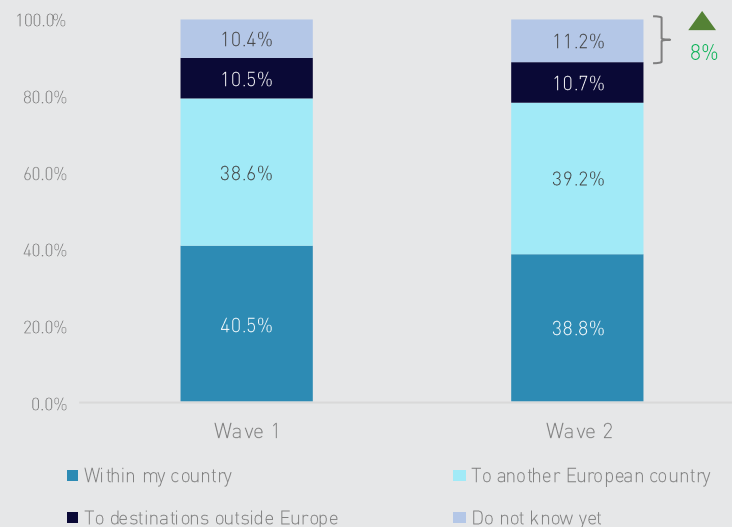
Winter makes the effect of COVID-19 worse: intention to travel by the end of 2020 weakens (-18%) while uncertainty about destination choice is on the rise (+8%)

When will Europeans travel next?



For specific dates please refer to slide 14

Where will Europeans travel within the next 6 months?



Q10. Where do you plan to travel in the next 6 months?

No. of respondents: 5,876

Q9. When are you most likely to go on your next trip either in your country or within Europe?

No. of respondents: 5,876

PREFERRED COUNTRIES FOR THE NEXT INTRA-EUROPEAN TRAVEL

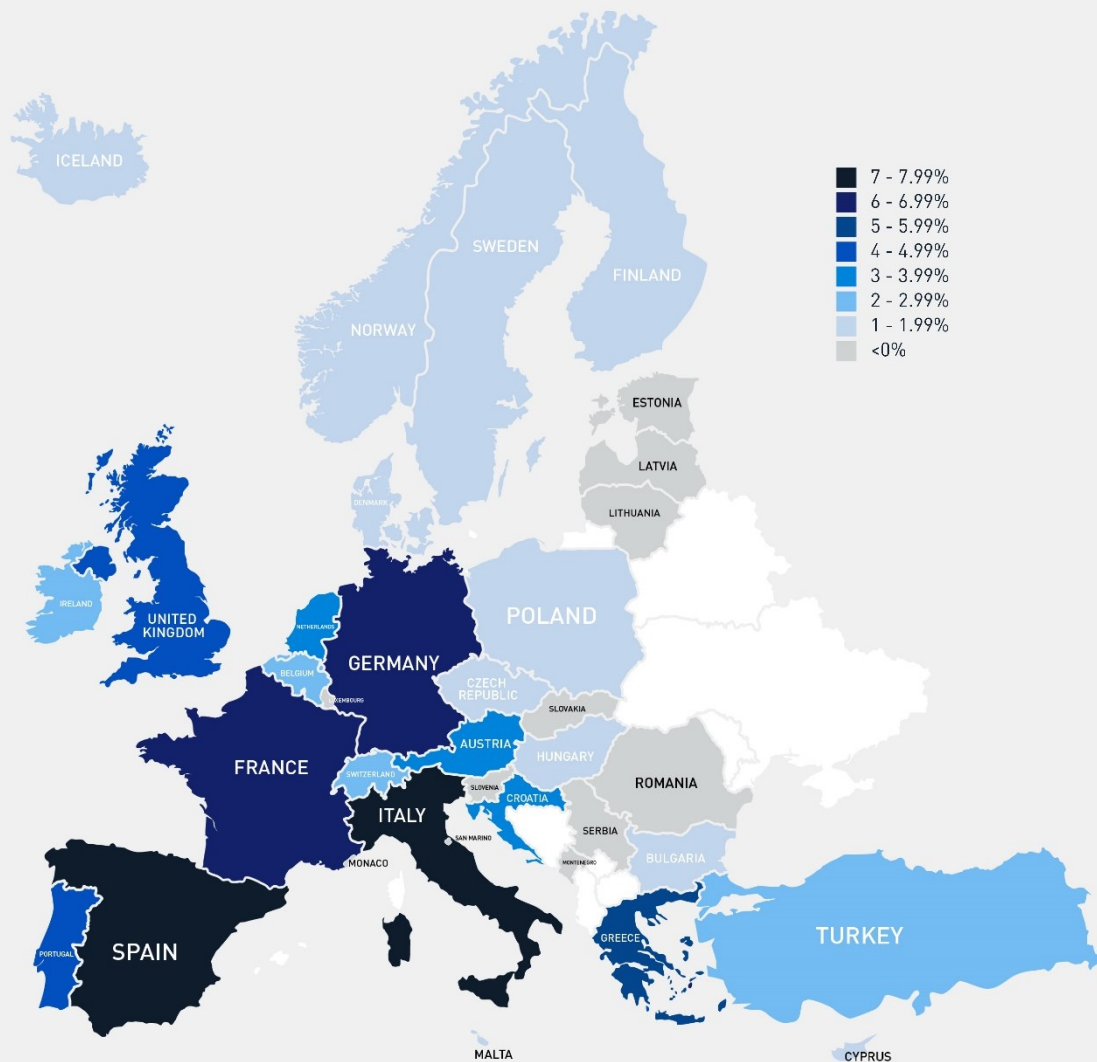
Countries at the top of the wish list lead epidemiological trends as well

TOP 10 COUNTRIES

▼ Spain	7.7%
▲ Italy	7.5%
▼ France	6.8%
▲ Germany	6.7%
▼ Greece	5.5%
▲ United Kingdom	4.9%
▼ Portugal	4.5%
▼ Croatia	3.6%
▲ Austria	3.5%
▼ Netherlands	3.2%

Please use this map as a reference only

No. of respondents: 4,027



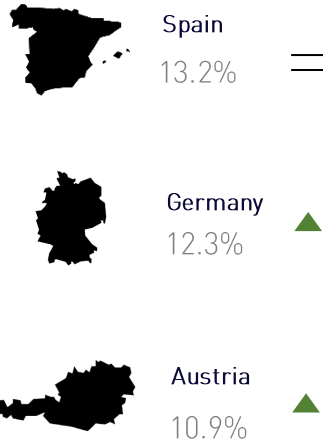
The majority of respondents plan to travel for leisure or to visit friends and relatives



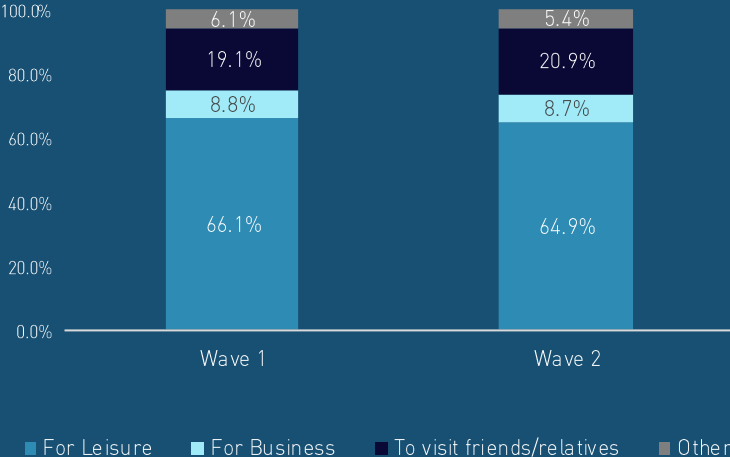
Top 3 markets to resume leisure travel



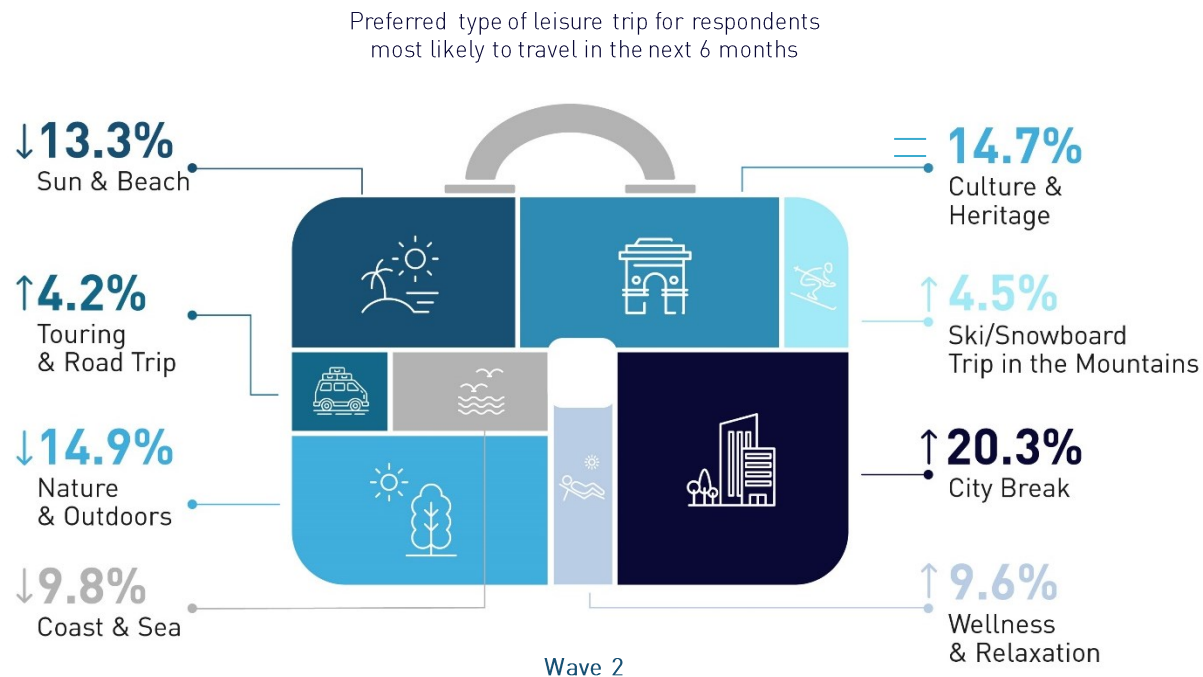
Top 3 markets to resume business travel



Purpose of travel for respondents most likely to travel in the next 6 months



The city break rises (+6%) to the top of the list of favourite types of leisure trips in the next 6 months



Seasonal changes:

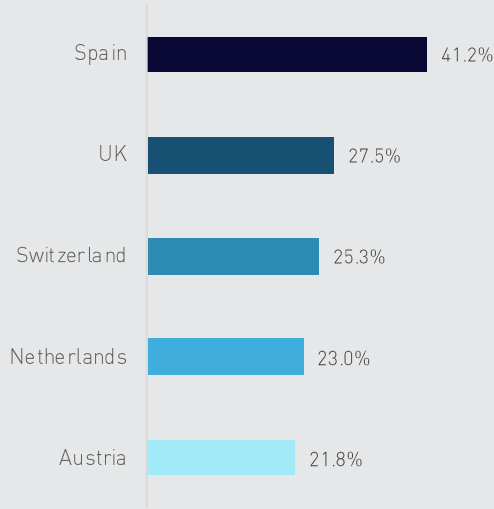


Wave 2 reveals a growing interest in **ski and snowboard** (+39%) over **coast and sea** (-18%) as winter season approaches. However, an appetite for **culture and heritage** trips has held steady

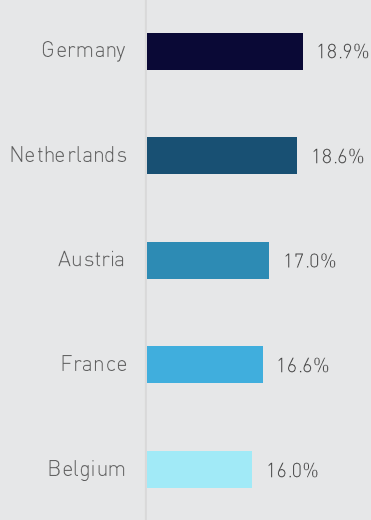
Markets remain loyal to specific tourism products; Spaniards show the strongest interest in City Breaks, Germans and Dutch in Nature and Outdoors, while Italians and Polish favour Culture and Heritage



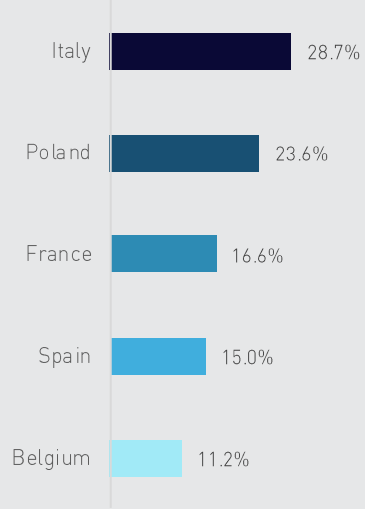
City Break



Nature & Outdoors



Culture & Heritage

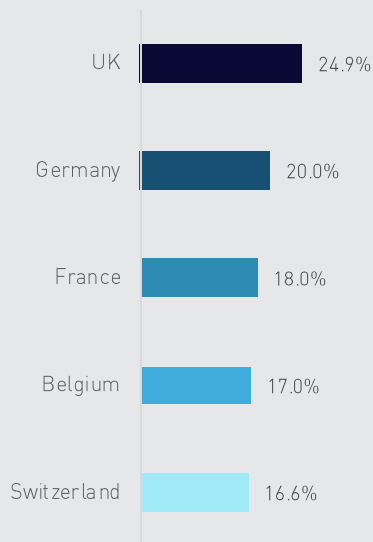


How to read: Percentages indicate the share of respondents from each country interested in each type of leisure trip; i.e. 41.2% of respondents from Spain are most likely to undertake a city break trip
No. of respondents: 5,876

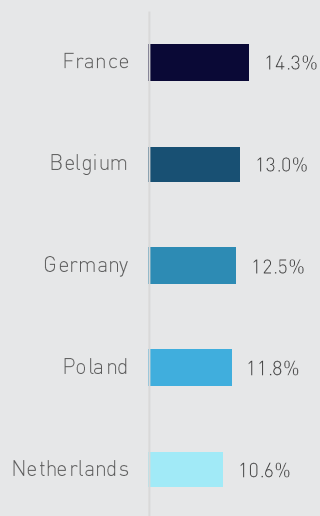
Markets remain loyal to specific tourism products; the British have a strong preference for Sun and Beach, French to Coast & Sea while the Swiss lead in Cruising



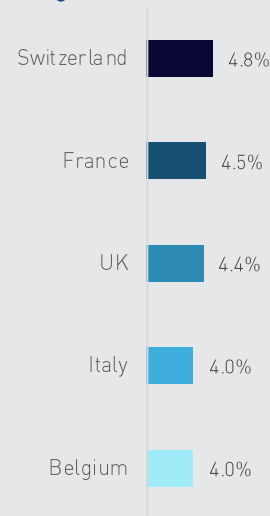
Sun & Beach



Coast & Sea



Cruising



How to read: Percentages indicate the share of respondents from each country interested in each type of leisure trip; i.e. 24.9% of respondents from UK are most likely to undertake a sun and beach trip

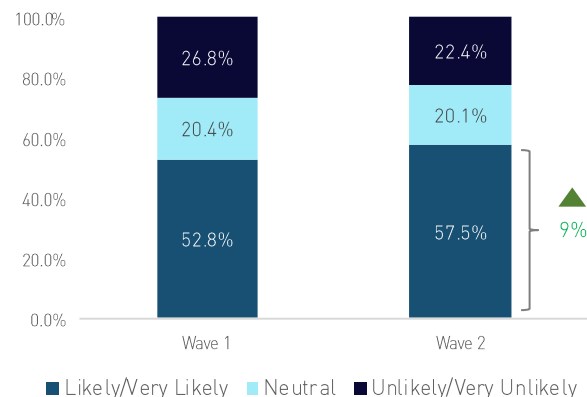
No. of respondents: 5,876

GERMANY

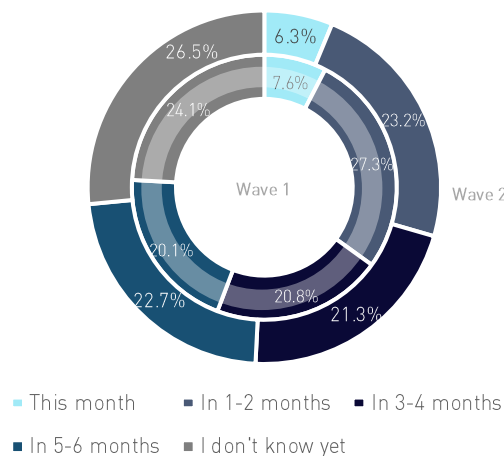
Willingness to travel grows (+9%) but respondents are less certain about the exact timing and destination of their next trip



Willingness to travel in the next 6 months

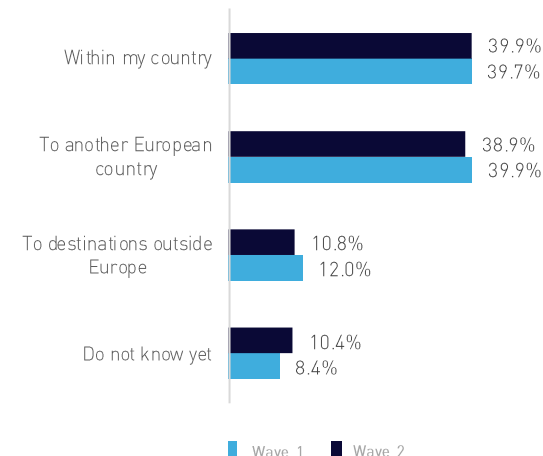


When will Germans travel?



For specific dates please refer to slide 14

Where will Germans travel within the next 6 months?



Q7.Do you plan to take an overnight trip domestically or within Europe in the next 6 months, either for personal or professional purposes?

Q9.When are you most likely to go on your next trip either in your country or within Europe?

Q10.Where do you plan to travel in the next 6 months?

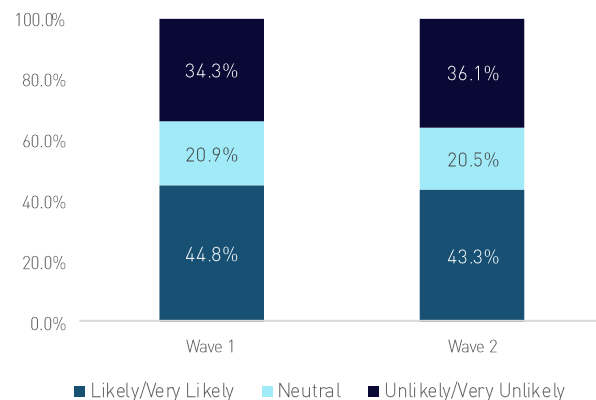
No. of respondents: 750

UNITED KINGDOM

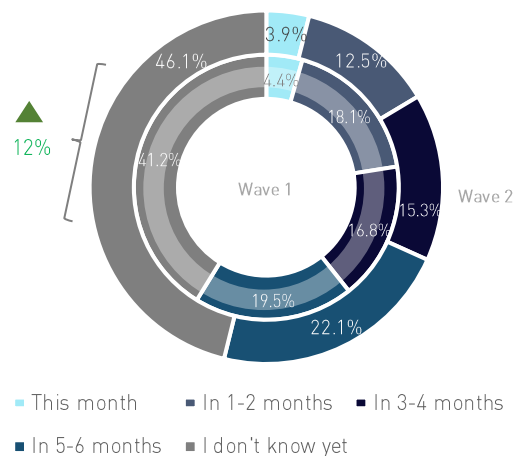
Among analysed markets, British respondents are most uncertain about when they will go on a trip next



Willingness to travel in the next 6 months

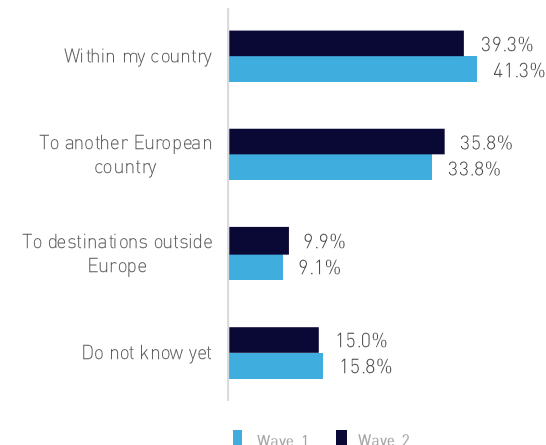


When will Britons travel?



For specific dates please refer to slide 14

Where will Britons travel within the next 6 months?



Q7.Do you plan to take an overnight trip domestically or within Europe in the next 6 months, either for personal or professional purposes?

Q9.When are you most likely to go on your next trip either in your country or within Europe?

Q10.Where do you plan to travel in the next 6 months?

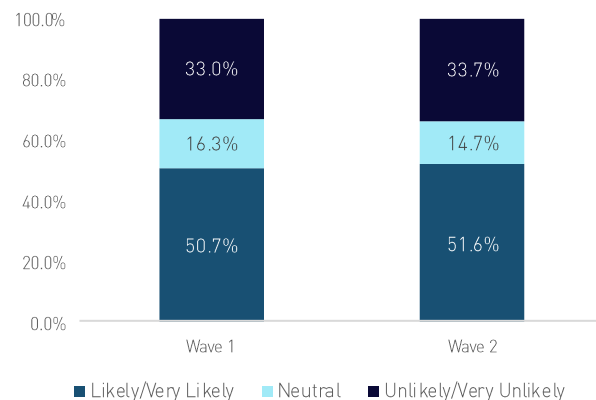
No. of respondents: 750

FRANCE

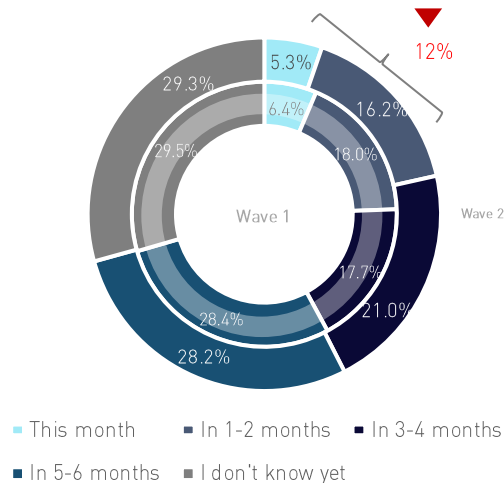
With a steady rise of new COVID-19 cases in the country, respondents' intention to travel within the next 2 months declines (-12%)



Willingness to travel in the next 6 months

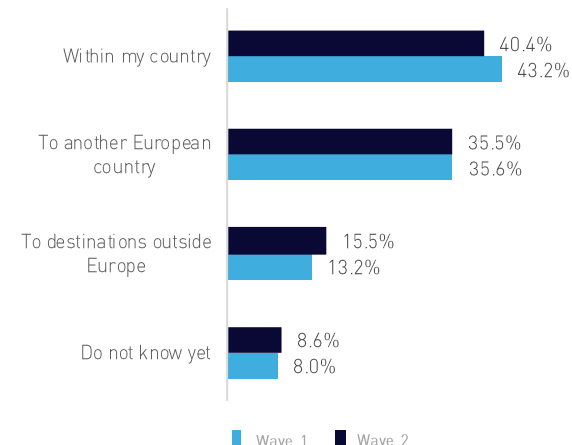


When will French travel?



For specific dates please refer to slide 14

Where will French travel within the next 6 months?



Q7.Do you plan to take an overnight trip domestically or within Europe in the next 6 months, either for personal or professional purposes?

Q9.When are you most likely to go on your next trip either in your country or within Europe?

Q10.Where do you plan to travel in the next 6 months?

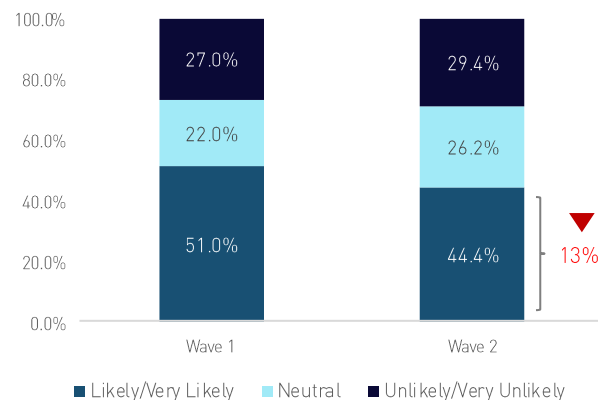
No. of respondents: 734

NETHERLANDS

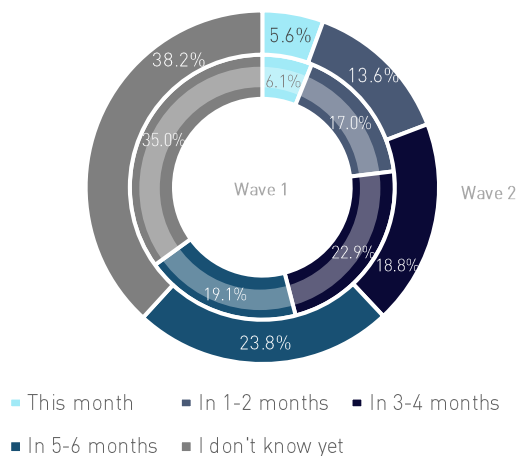
Dutch respondents are less positive (-13%) about trips in the next 6 months but they are more interested in international than domestic travel



Willingness to travel in the next 6 months

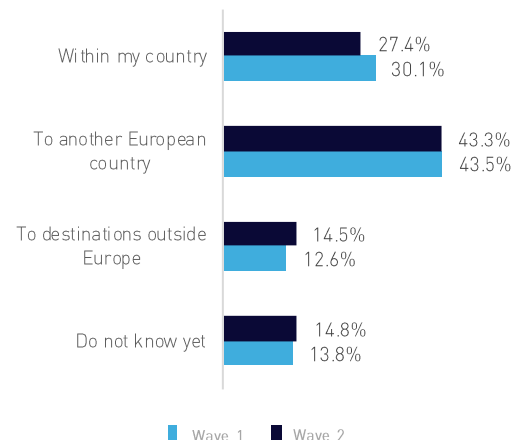


When will Dutch travel?



For specific dates please refer to slide 14

Where will Dutch travel within the next 6 months?



Q7.Do you plan to take an overnight trip domestically or within Europe in the next 6 months, either for personal or professional purposes?

Q9.When are you most likely to go on your next trip either in your country or within Europe?

Q10.Where do you plan to travel in the next 6 months?

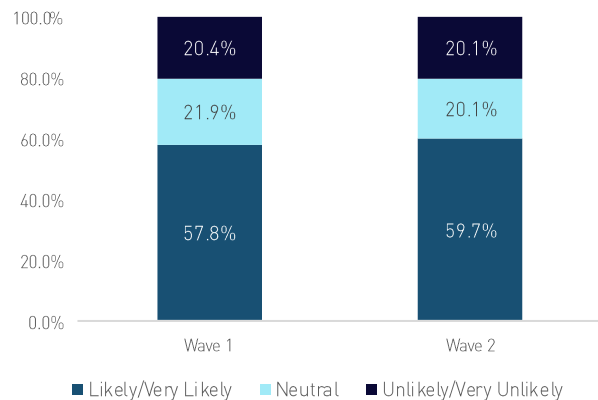
No. of respondents: 500

ITALY

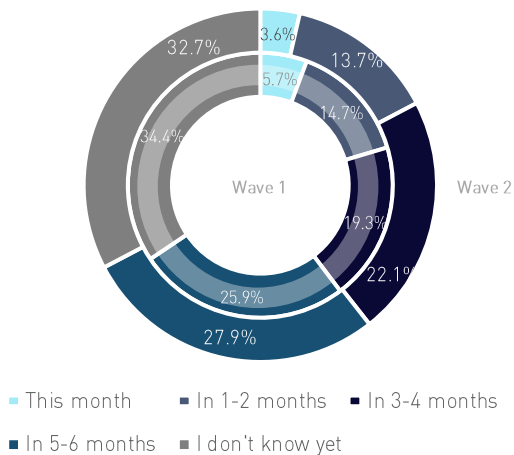
The majority of respondents do not plan to go on a trip before 2021 and show a clear preference to travel within their country



Willingness to travel in the next 6 months

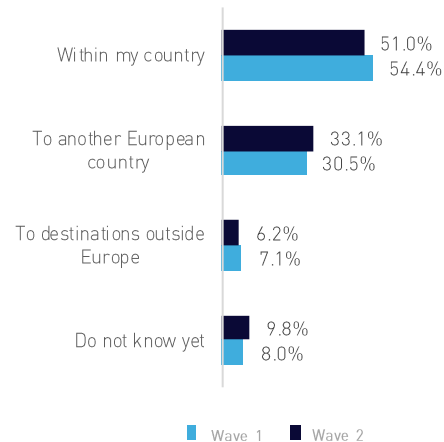


When will Italians travel?



For specific dates please refer to slide 14

Where will Italians travel within the next 6 months?



Q7.Do you plan to take an overnight trip domestically or within Europe in the next 6 months, either for personal or professional purposes?

Q9.When are you most likely to go on your next trip either in your country or within Europe?

Q10.Where do you plan to travel in the next 6 months?

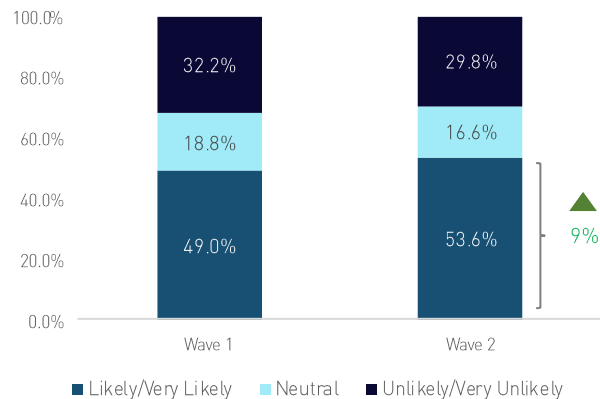
No. of respondents: 750

BELGIUM

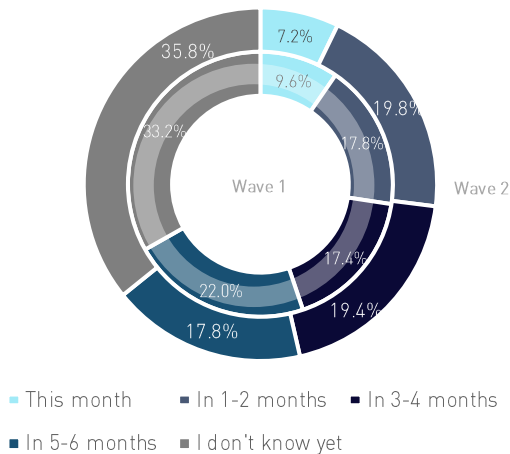
Travel confidence improves (+9%) and so does respondents' interest in visiting other European destinations



Willingness to travel in the next 6 months

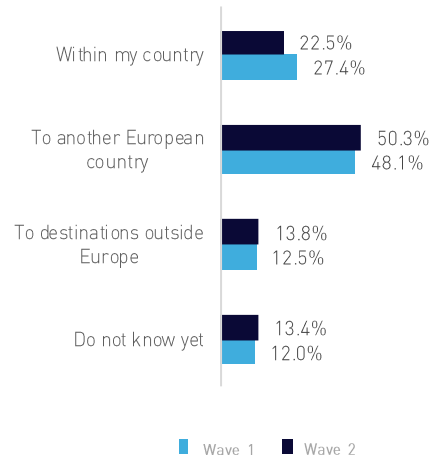


When will Belgians travel?



For specific dates please refer to slide 14

Where will Belgians travel within the next 6 months?



Q7. Do you plan to take an overnight trip domestically or within Europe in the next 6 months, either for personal or professional purposes?

Q9. When are you most likely to go on your next trip either in your country or within Europe?

Q10. Where do you plan to travel in the next 6 months?

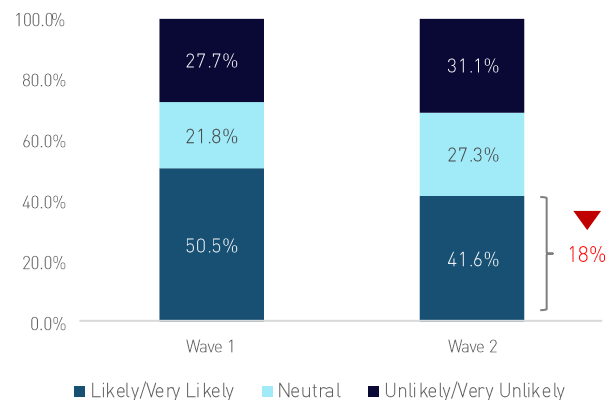
No. of respondents: 500

SWITZERLAND

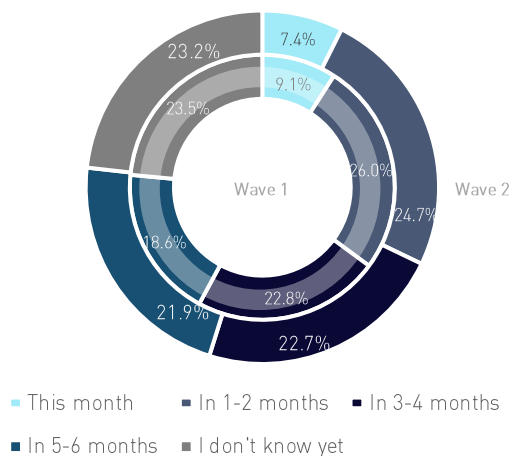
Respondents' appetite for trips in the next 6 months drops significantly (-18%) as COVID-10 cases spike in the country



Willingness to travel in the next 6 months

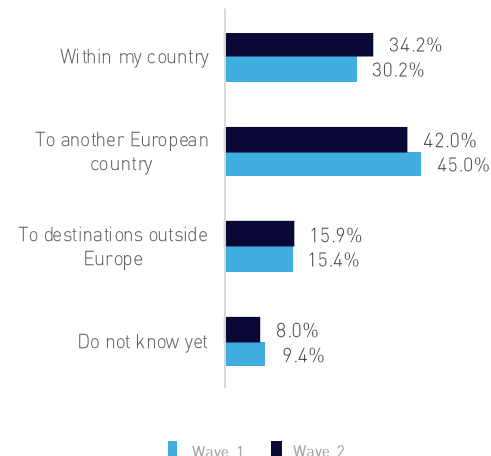


When will Swiss travel?



For specific dates please refer to slide 14

Where will Swiss travel within the next 6 months?



Q7. Do you plan to take an overnight trip domestically or within Europe in the next 6 months, either for personal or professional purposes?

Q9. When are you most likely to go on your next trip either in your country or within Europe?

Q10. Where do you plan to travel in the next 6 months?

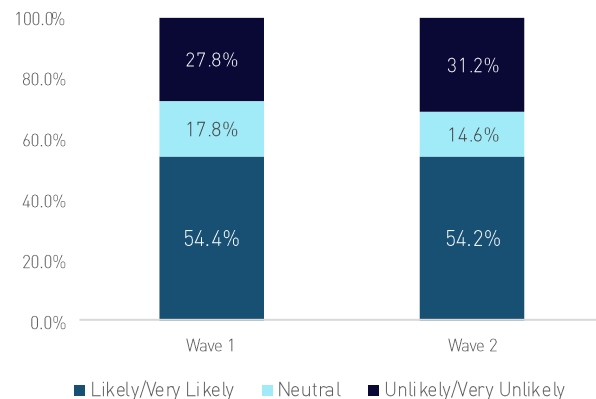
No. of respondents: 392

SPAIN

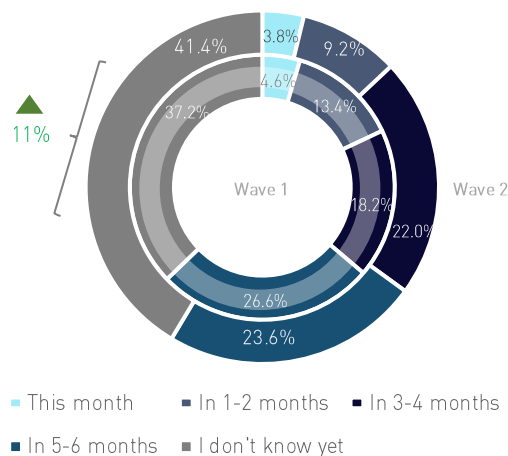
Respondents shelve their travel plans for the rest of 2020 with less certainty about the exact timing of their next trip



Willingness to travel in the next 6 months

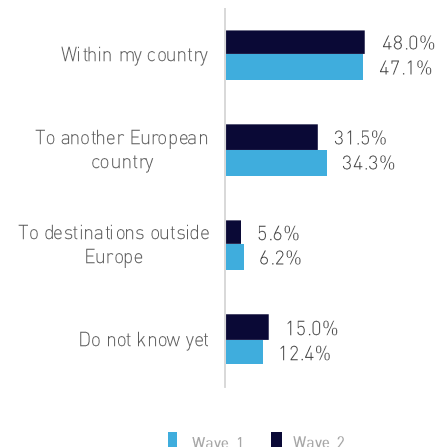


When will Spaniards travel?



For specific dates please refer to slide 14

Where will Spaniards travel within the next 6 months?



Q7.Do you plan to take an overnight trip domestically or within Europe in the next 6 months, either for personal or professional purposes?

Q9.When are you most likely to go on your next trip either in your country or within Europe?

Q10.Where do you plan to travel in the next 6 months?

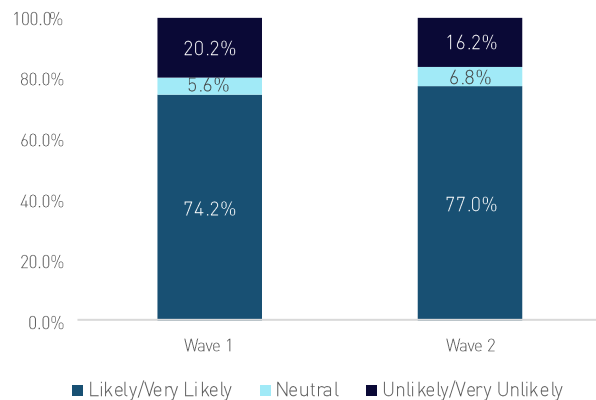
No. of respondents: 500

POLAND

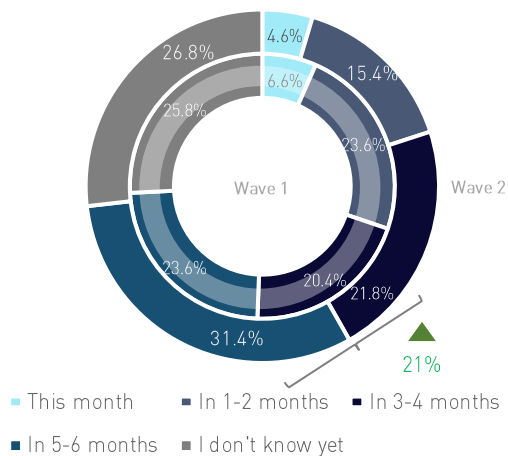
Travel sentiment is most positive in Poland as more than 1 in 2 respondents (53%) are eager to take a trip in early 2021



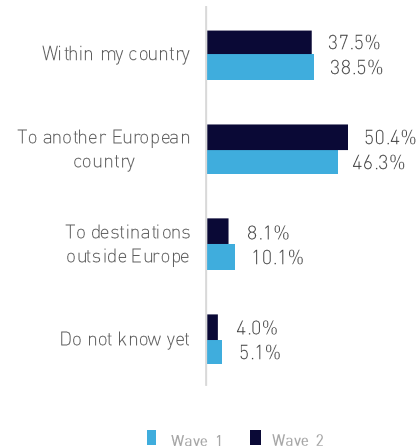
Willingness to travel in the next 6 months



When will Poles travel?



Where will Poles travel within the next 6 months?



Q7.Do you plan to take an overnight trip domestically or within Europe in the next 6 months, either for personal or professional purposes?

Q9.When are you most likely to go on your next trip either in your country or within Europe?

Q10.Where do you plan to travel in the next 6 months?

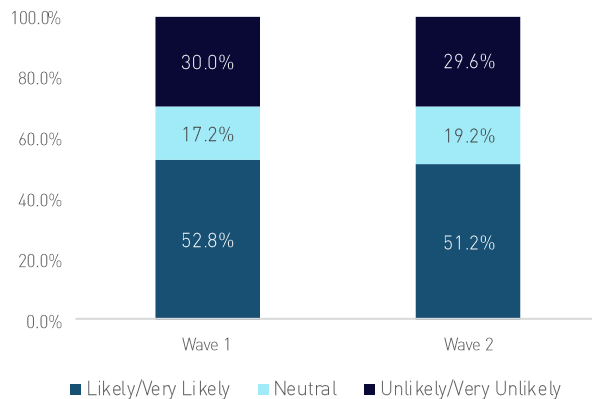
No. of respondents: 500

AUSTRIA

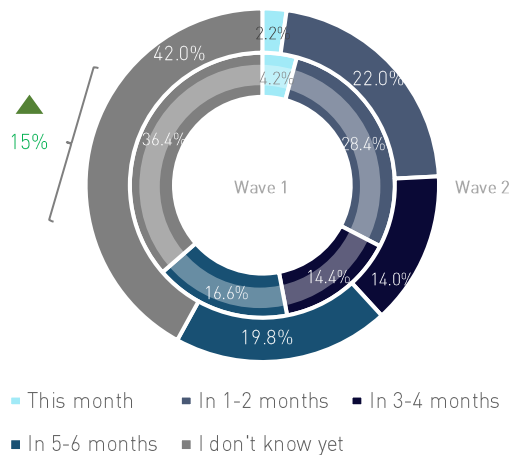
Uncertainty grows (+15%) as to when Austrians will travel next, planning mainly for 2021



Willingness to travel in the next 6 months

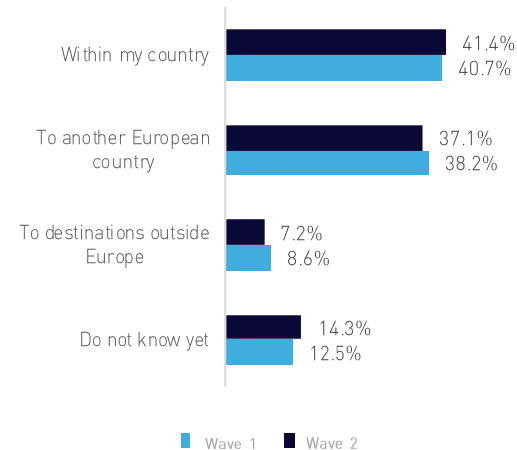


When will Austrians travel?



For specific dates please refer to slide 14

Where will Austrians travel within the next 6 months?



Q7.Do you plan to take an overnight trip domestically or within Europe in the next 6 months, either for personal or professional purposes?

Q9.When are you most likely to go on your next trip either in your country or within Europe?

Q10.Where do you plan to travel in the next 6 months?

No. of respondents: 500

TRIP PLANNING



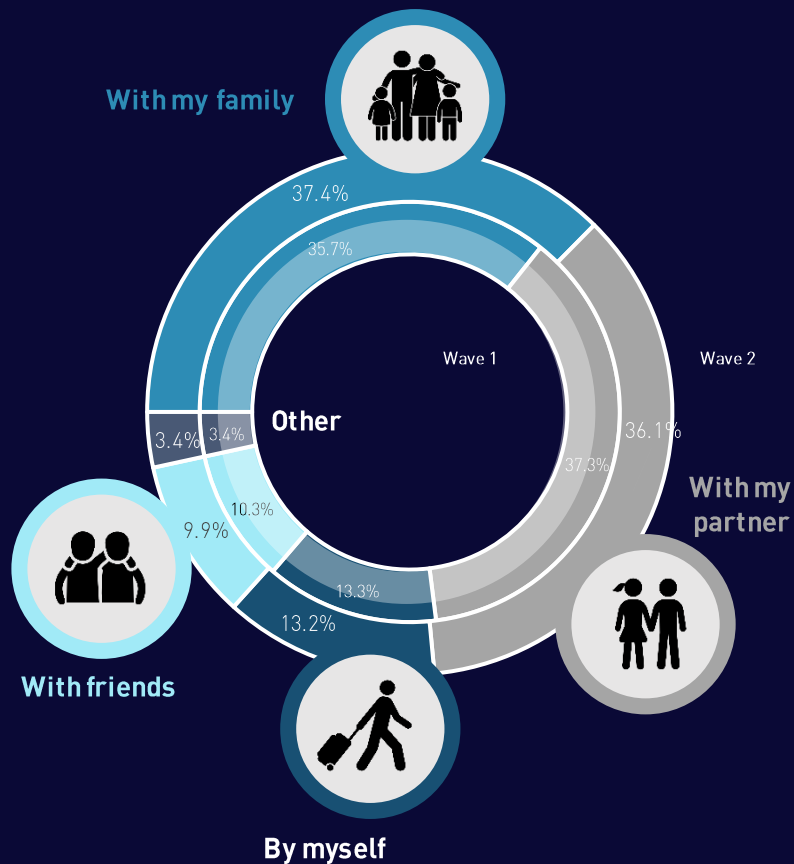
The majority of surveyed Europeans intend to travel with their family (+5%) or partner (-3%) in the mid-term




The travel companion lifecycle: respondents aged 18-24 are more likely to travel with friends, while those aged 35-54 prefer to travel with their family. Respondents aged 25-34 and over 55 are more likely to travel as a couple.

- For **domestic trips**, 76% of Europeans will be accompanied by their family or partner while 12% will travel solo
- For **trips outside Europe**, 64% of respondents will travel with their family or partner compared to 20% that will travel solo

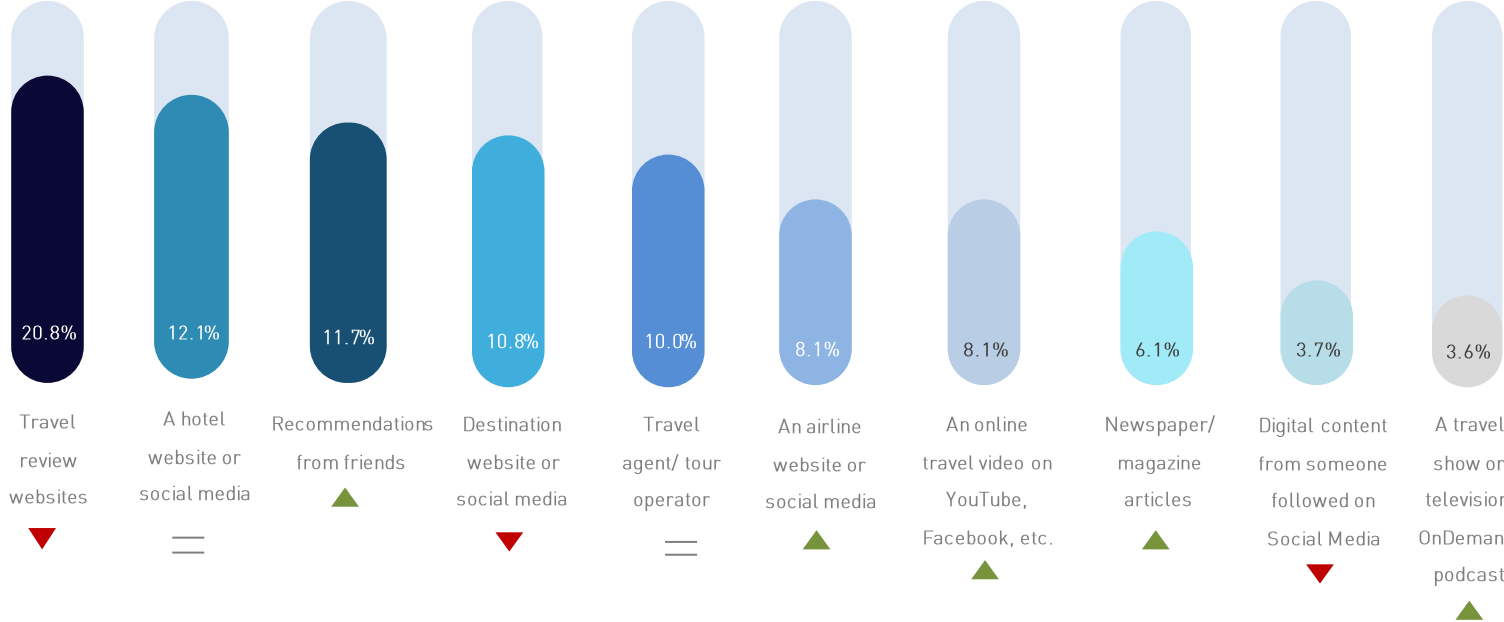
Preferred travel companion for respondents most likely to travel in the next 6 months



Respondents demonstrate a stable preference for digital sources, with 2 out of 3 intending to use online information to plan their next trip

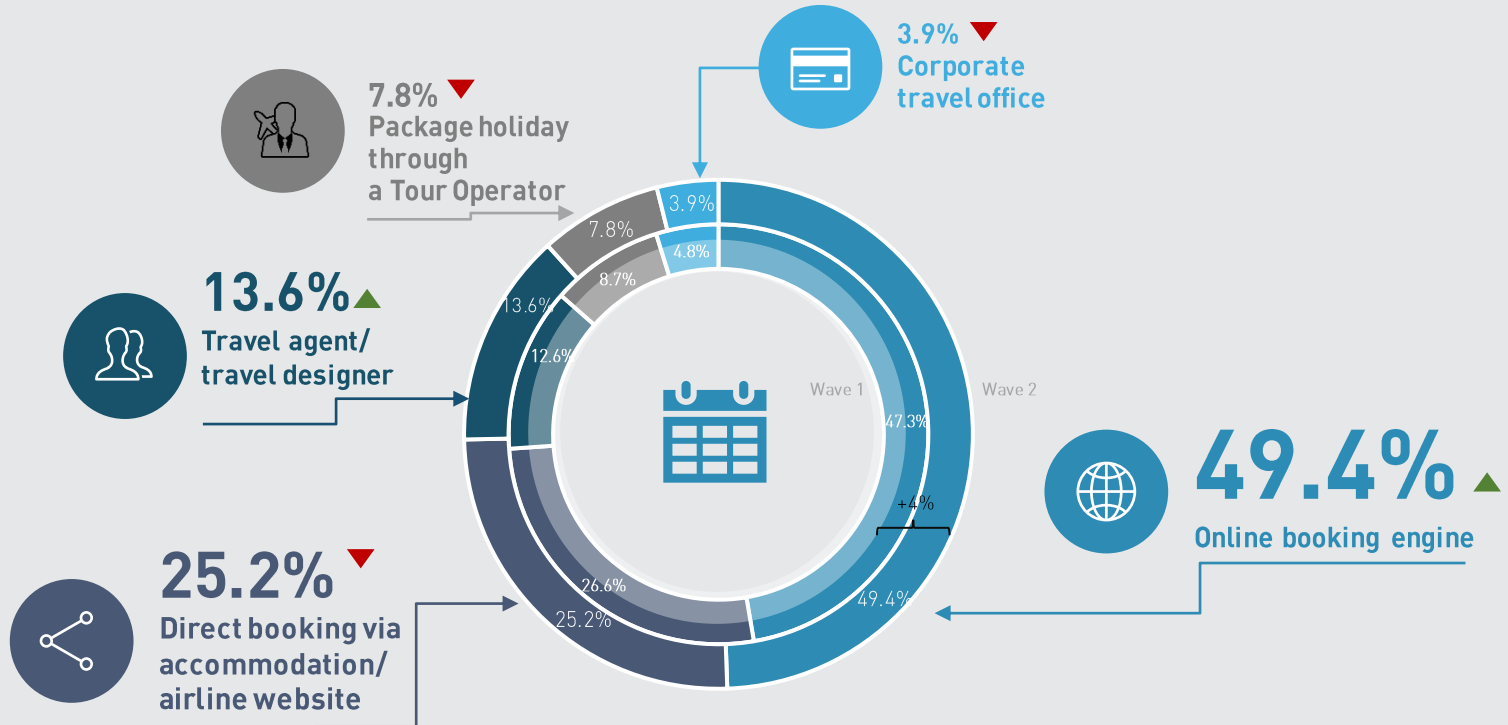

The importance of personal recommendations is even greater for those planning to travel domestically

Top 10 preferred sources of information for respondents most likely to travel in the next 6 months



3 out of 4 respondents will book their next trip through digital platforms as online booking engines dominate among consumers

19% of respondents over the age of 55 will book via a travel agent/ designer




NB: Sampling carried out through online survey thus it may contain bias towards digital usage

No. of respondents: 3,148

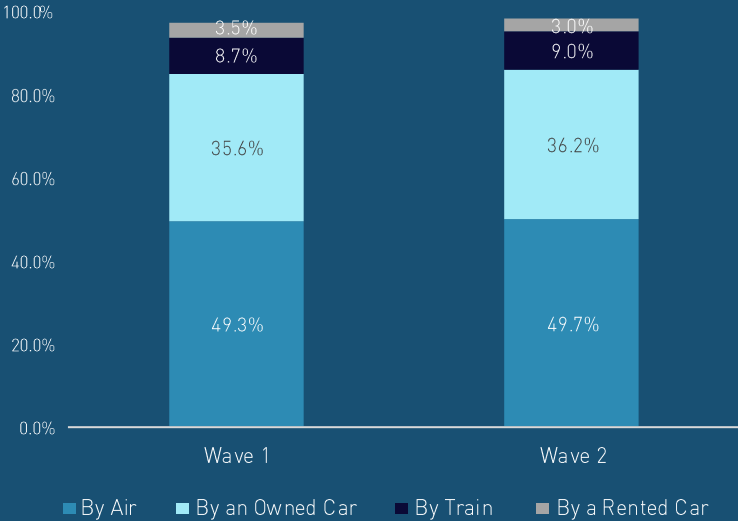
Air travel still not taking-off to pre-pandemic levels while driving holds its traction among Europeans



Top 5 markets which are most likely to travel by plane in the next 6 months



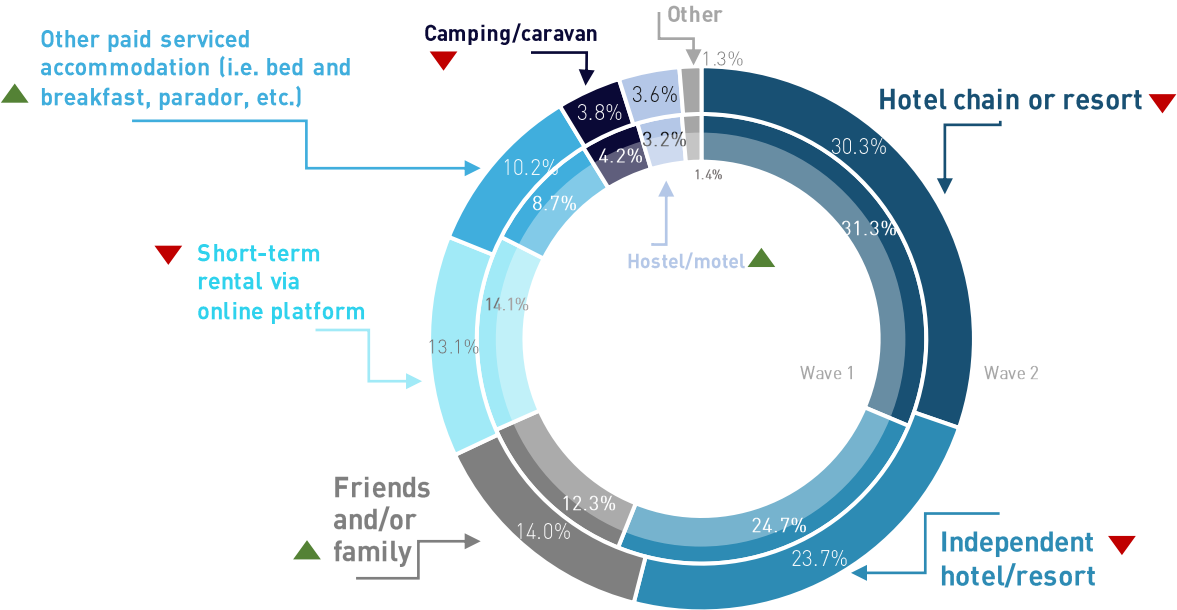
Top 4 modes of transport for respondents most likely to travel in the next 6 months



Over half of respondents prefer to stay at a hotel or resort. Meanwhile, with Christmas approaching, staying with friends and family is becoming a stronger preference



Preferred type of accommodation for respondents most likely to travel in the next 6 months



The preference for a hostel/ motel is higher among respondents below the age of 34



No. of respondents: 3,148

With Europe witnessing a second wave of COVID-19, health and safety still head the list of key criteria for any travel-related choice



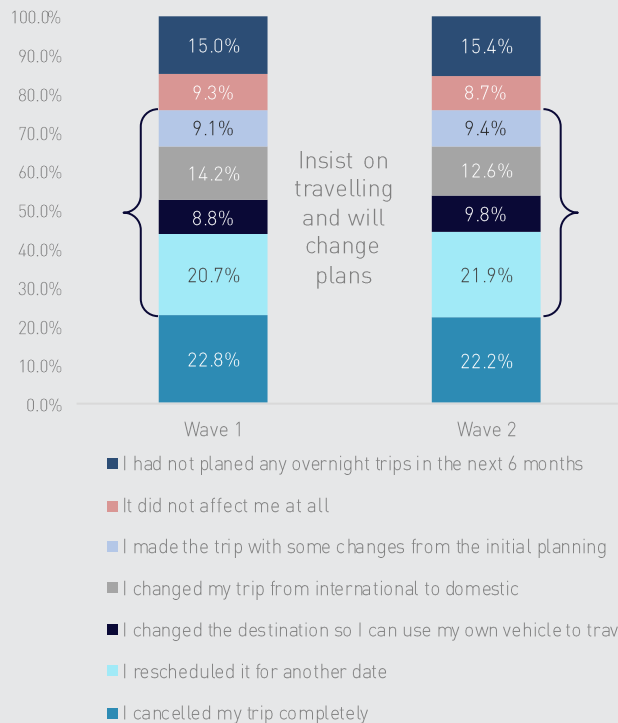
The term “Travel Qualities” refers to the nature, traits and characteristics of the travel experience sought by consumers

TRAVEL CONCERNS

03


Despite the impact of COVID-19 more than 1 in 2 Europeans remain committed to travel and will change plans to ensure their trip still goes ahead

How has COVID-19 affected travel plans

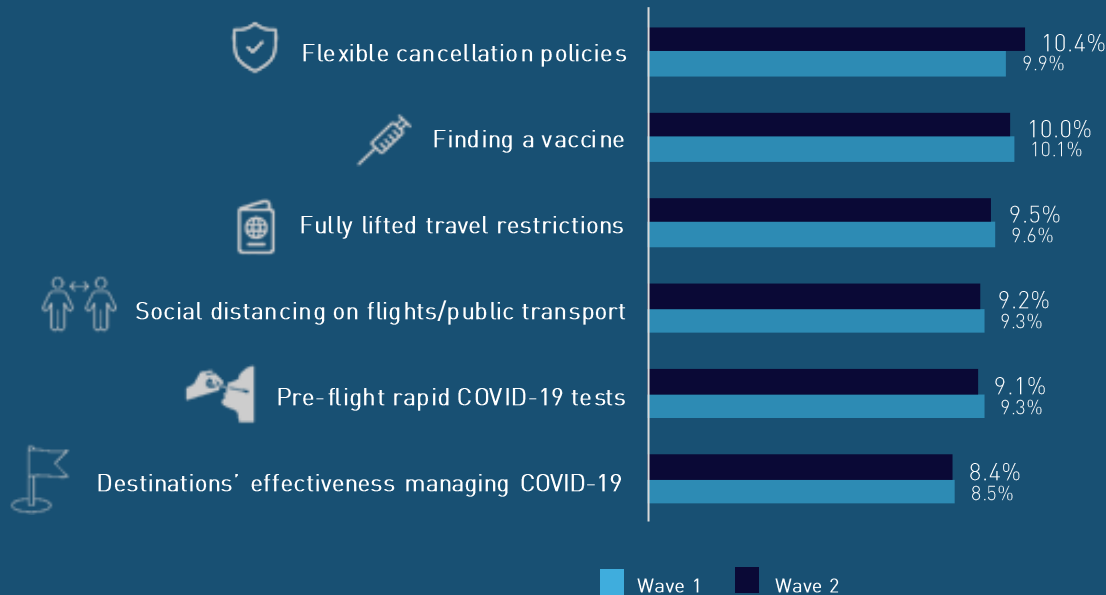


Respondents planning a ski/ snowboard trip are more likely to keep their original travel plans despite the pandemic

Top 5 markets which chose a domestic trip over international because of COVID-19



“Flexible cancellation policies” now outscore “finding a vaccine for COVID-19” as the leading factor in travel decision-making among Europeans



The availability of travel insurance is an important factor for only 3.1% of Europeans

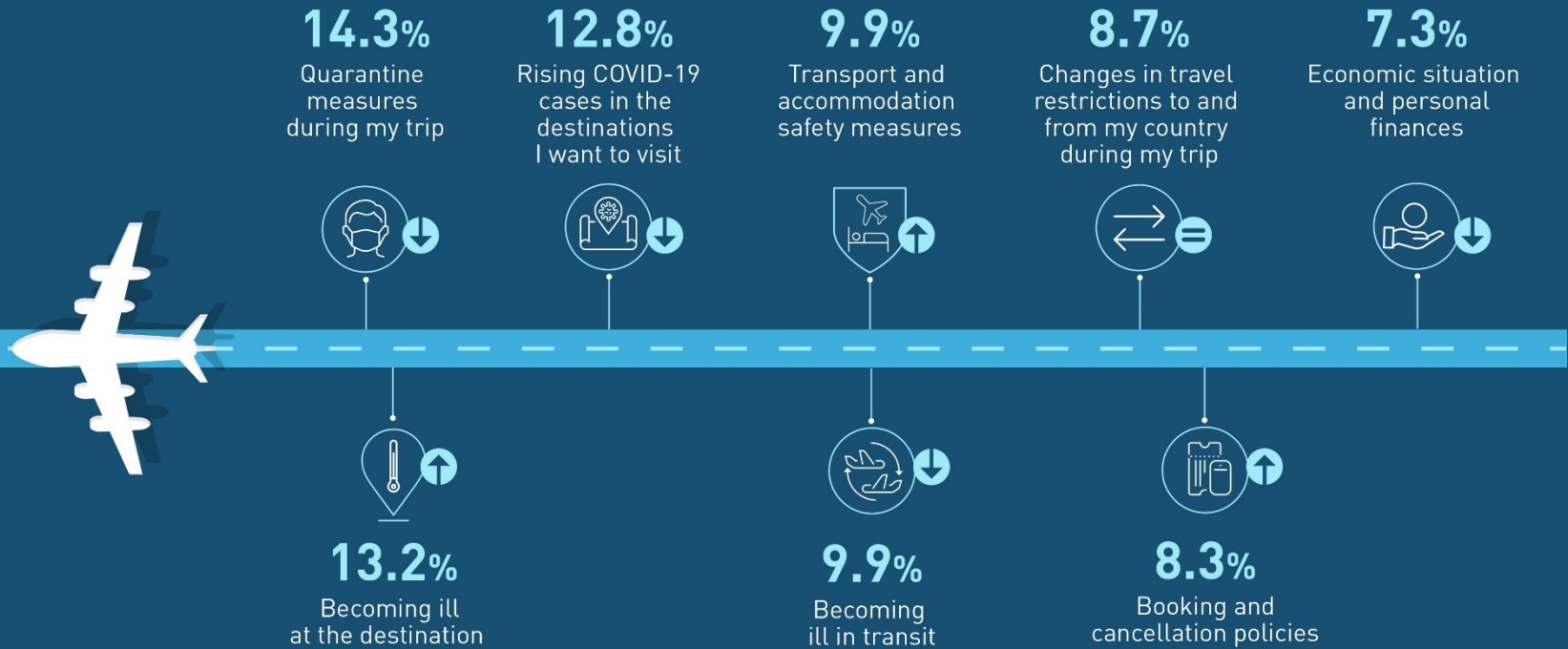
Respondents over 55 put more emphasis on finding a vaccine and on health and safety protocols at the destination, compared to younger audiences



SIZING UP TRAVEL ANXIETIES

Health concerns are still at the forefront of travellers' sentiment; yet quarantine measures persist as the major deterrent for travel among Europeans

Leading concerns for travelling in Europe



TRAVEL CONCERNS OF “EARLY BIRD” TRAVELLERS

Becoming ill at the destination and rising COVID-19 cases are now growing anxieties for “early bird” travellers

Leading concerns for those who are most likely to travel next

14.9%

Quarantine measures during my trip



12.4%

Rising COVID-19 cases in the destinations I want to visit



9.8%

Changes in travel restrictions to and from my country during my trip



9.0%

Booking and cancellation policies



12.6%

Becoming ill at the destination



9.9%

Transport and accommodation safety measures



9.5%

Becoming ill in transit



6.8%

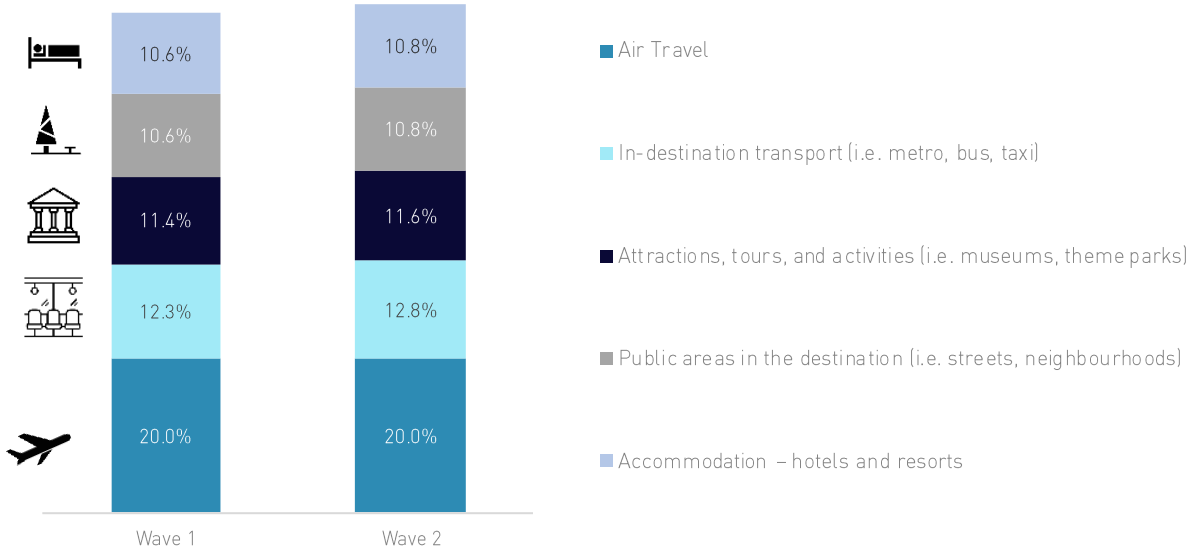
Economic situation and personal finances



Both transport to and within the destination remains the most stressful part of a journey in relation to personal health and safety



The most worrisome touch points during travel
in relation to personal health & safety
(Top 5)



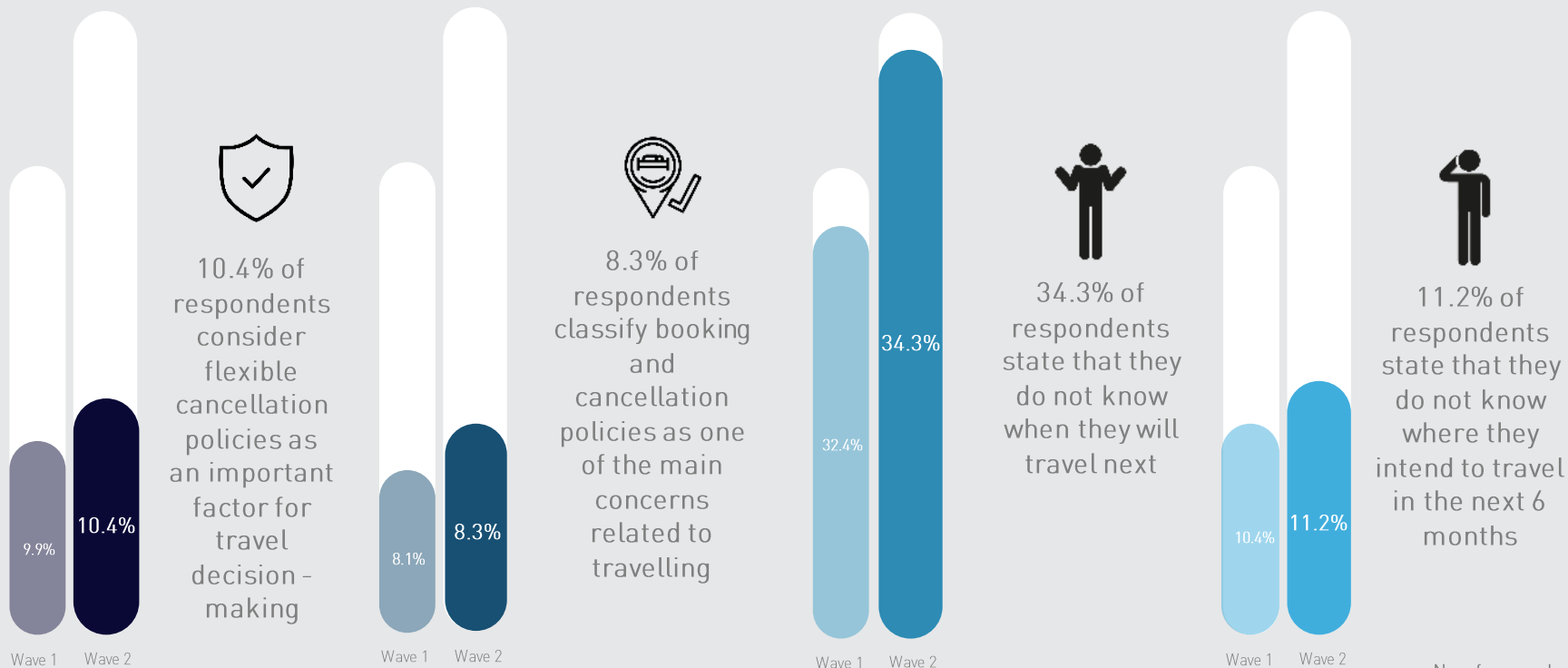
Britons are the most concerned about air travel. Respondents from Austria, Germany and Poland are less anxious in this regard.



THE UNCERTAINTY CONTROL PANEL

As new COVID-19 cases surge in Europe, respondents' sentiment towards travel reveal an increasing sense of uncertainty

4 KPIs showcasing the level of uncertainty for domestic and intra-European travel



A person wearing a hat, a light-colored puffer jacket, and a backpack is walking away from the camera down a narrow, cobblestone street. They are pulling a black rolling suitcase. The street is flanked by old stone buildings. The overall color scheme is a monochromatic blue-grey. A small teal square is visible on the far left edge.

METHODOLOGICAL ANNEX

04

METHODOLOGICAL ANNEX

THE SURVEY

- Online market research survey
- Distribution/ data collection period:
 - Wave 1: 27 August 2020- 15 September 2020
 - Wave 2: 21 September 2020– 9 October 2020
- Consumers with at least 2 overnight trips in 2019 participated in the survey
- Wave 1: 5,762 & Wave 2: 5,876 respondents in total, from 10 high-volume European source markets
 - Countries: Germany, United Kingdom, France, Netherlands, Italy, Belgium, Switzerland, Spain, Poland and Austria
 - Languages: English, French, German, Italian, Spanish, Polish and Dutch.
- Research themes examined: Travel personas (1 question), Travel concerns and COVID-19 impact on travel (6 questions), Travel intentions, preferences and trip planning (10 questions), COVID-19 and responsible travel (3 questions)
- Wave 1 & Wave 2: 51% of respondents are male and 49% are female
- Wave 2 - Number of respondents and age group per source country:

		Country										Total
		UK	IT	ES	AT	FR	DE	PL	BE	CH	NL	
Age	18 - 24	88	73	45	78	106	92	56	153	108	143	942
	25 - 34	135	112	74	137	142	153	106	140	109	157	1265
	35 - 44	126	135	101	131	154	150	120	92	89	106	1204
	45 - 54	138	167	105	80	160	168	93	63	60	66	1100
	>54	263	263	175	74	172	187	125	52	26	28	1365
Total		750	750	500	500	734	750	500	500	392	500	5,876

METHODOLOGICAL ANNEX

TRAVELLERS' ONLINE SENTIMENT



- **Objective:** Benchmark major European tourism destinations in terms of tourist satisfaction and interests.
- **Behavioural modes:** Insights based on social media mentions
- **Destinations:** United Kingdom, France, Netherlands, Croatia, Belgium, Germany, Italy, Greece, Portugal and Spain
- **Origin markets:** Germany, United Kingdom, France, Spain, Italy, Switzerland, Belgium, Netherlands, Poland and Austria
 - Data subject to availability
 - Domestic market excluded
- The following **indicators** are analysed:
 - **TPI > The Tourist Products Index**, measures the level of satisfaction with the offer (products) of the destination in its various categories: Cultural, Gastronomic, etc. This index is obtained by analysing the distribution of positive, negative and neutral comments that are produced for each of these products on Twitter and Tripadvisor.
 - **HIS > The Hotel Satisfaction Index**, measures, as the name suggests, the level of visitor satisfaction with the entire accommodation sector of a destination for three, four and five-star hotels, based on comments on the accommodation offer that guests make on Tripadvisor, Expedia and Booking.

METHODOLOGICAL ANNEX

TRAVELLERS' ONLINE SENTIMENT



The indexes are calculated by using advanced Natural Language Processing, Artificial Intelligence and Machine Learning techniques to analyse millions of spontaneous tourist interactions on social media or reviews sites. It enables the identification of tourist mentions (from visitors or potential visitors) related to some specific issue (i.e. Product, Hotel, Security, Climate) and the sentiment associated with them. The machine sorts the mentions in three categories: positive, neutral and negative and calculates the index based on volumes and share of each of them.

Index scoring system: The calculated indices show values between 0 and 100 points. Below, the rating scale is shown to know the meaning and evolution of the indicators over time.

- 0 to 24 points: Those indicators or indices that are within this scale, show **very low levels of satisfaction and confidence** and therefore are a priority area for reconfiguration.
- 25 to 49 points: **Relatively low level of satisfaction and confidence.** Important potential for improvement.
- 50 to 74 points: **Good to very good satisfaction level.** Moderate potential for improvement.
- 75 to 100 points: **Excellent satisfaction and confidence** levels. In some cases there are margins for improvement, although in most of them they are levels to maintain and consolidate.

For a more detailed description about the specific indices please visit the following [link](#).

Copyright © 2020 European Travel Commission (ETC)

This project is co-funded by the European Union

Study on Monitoring Sentiment for Intra-European Travel

All rights reserved. The contents of this report may be quoted, provided the source is given accurately and clearly. Distribution or reproduction in full is permitted for own or internal use only.

While we encourage distribution via publicly accessible websites, this should be done via a link to ETC's corporate website, www.etc-corporate.org

Data sources: This report is based on research conducted by MINDHAUS (www.mindhaus.gr) in collaboration with Mabrian Technologies (www.mabrian.com) and should be interpreted by users according to their needs.

Please note that while every possible effort has been made to ensure the data in this report is accurate, it is not possible to completely eliminate every margin of error.

Published by the European Travel Commission

Rue du Marché aux Herbes, 61,
1000 Brussels, Belgium
Website: www.etc-corporate.org
Email: info@visiteurope.com

ISBN No: 978-92-95107-40-3
Design: MINDHAUS
Image ID: 1476722938957
Copyright: Kristopher Roller | <https://unsplash.com/@krisroller>

Co-funded by
the European Union



EUROPEAN
TRAVEL
COMMISSION